

Barrys Octadecagon Network Topology Design

By

Barry L. Crouse

Table of Contents

Chapter 1	18 sided Polygon Octadecagon Diagram
Chapter 2	Barrys Sub-shelled-Subatomic Equation
Chapter 3	Why Erwin Schrodinger's Time Independent Equation is incorrect
Chapter 4	Practical Application
Chapter 5	Final Thoughts

Introduction

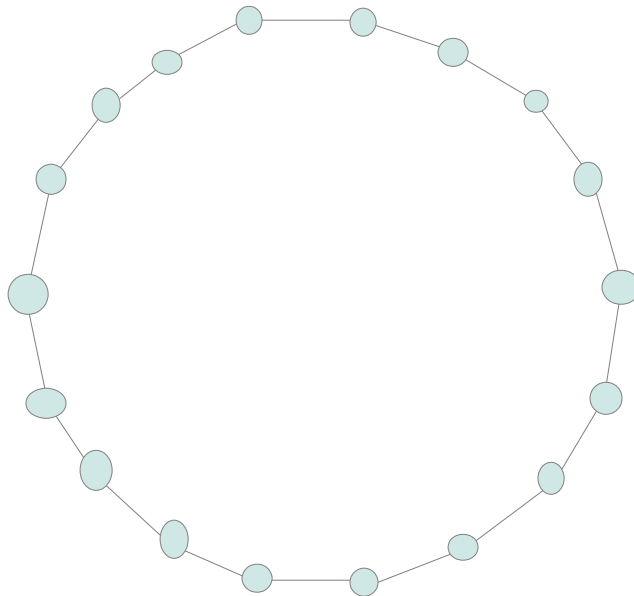
I would like to take the time in thanking each and everyone of you for reading this scientific work. The following is presented and discussed in this scientific work. The 1st chapter presents diagrams for a 18 sided polygon- advanced dimensional space as defined by Wikipedia coupled with prisms and a double tunnel along with color spectrum's matched with bits. The 2nd chapter takes anti-matter and presents a equation demonstrating why it is necessary to have a double tunnel and dimensional spacing. The 3rd chapter shows why **Why Erwin Schrodinger's Time Independent Equation is incorrect.**

The 4th chapter gives a practical application to this 18 sided polygon utilizing color spectrum's, bits, and the Equations used in chapter 2 applying a math equation to a pseudo computer program and in chapter five I present my final thoughts on this topic. Once again Thank you for reading this work !

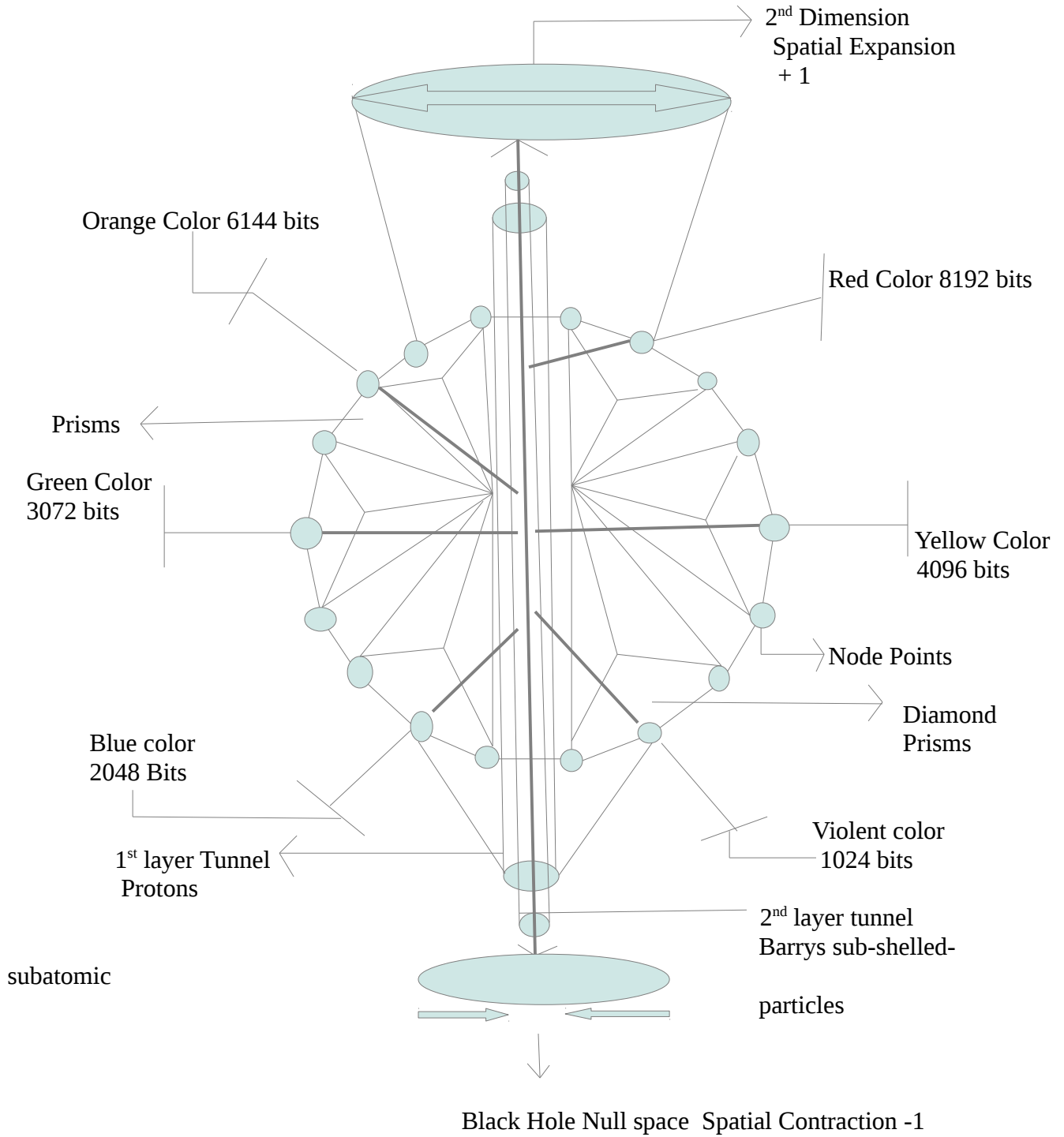
Barry L. Crouse Ph.d Computer Information Systems

Chapter 1

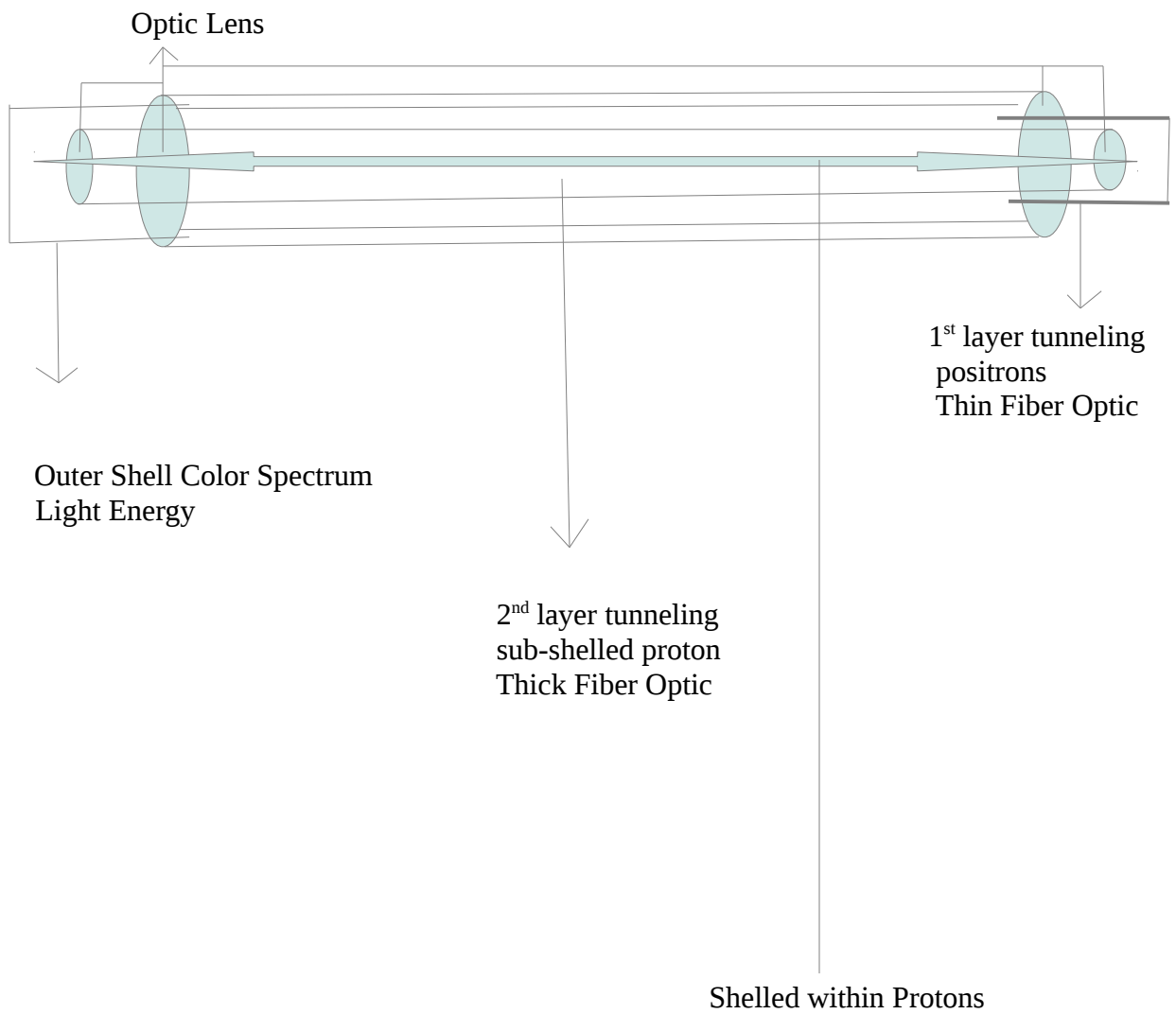
18 sided Polygon Octadecagon Diagram



Full View 2-A



View of layered tunnels 3-A



I would now like to go over the Network diagrams. If you will notice, I have the following:

- 1). 18 point polygon called a Octadecagon is in a higher dimension-source Wikipedia
- 2). Points that are not connected to the Prisms are assigned Spectrum Colors.
- 3). I have 6 points within the 18 point polygon assigned colors with bits.
- 4). The 6 points pass with light and along the 1st layer tunneling.
- 5). The 1st tunnel layer is the positrons or positive charges + 1 spin 1/2
- 6). I have a 2nd layer tunnel that are protons.
- 7). Spatial Expansion and Contraction are assigned +1 and -1.
- 8). The particle is protons anti-matter.
- 9). Within the protons, is a 2nd layer sub-atomic particle.

The hardest known Material level 10 is Diamonds this works with the prisms on the 18 Octadecagon Polygon also Optic Lens are used for the tunnels coupled with thin and thick fiber optic cables. This is practical for Network Designs and topology along with energy conversions light energy to mechanical bit schemes 1024 – 8192 bits as I have shown.

The Theory of this model shows that only protons can use the double tunneling effect because anytime you multiply a negative times a Negative it results in a positive so protons could only be used for the double tunneling effect and also could be used as a sub-shell for sub-atomic particles since according to Wikipedia protons have a heavier mass than electrons. Please also note that these sub-atomic particles can pass through light and is not binded to matter or color spectrum's it is represented as a (carrier of signals-stringed data) to and from the double layer tunnel through Intelligent Design paths and is represented by spatial expansion or contraction depending on the spectrum. I will now present a new Equation in the next chapter.

Chapter 2

Equations

I would like to begin first by first presenting the Equations and than provide a brief explanation. Please note there are 3 equations spatial contraction, spatial expansion, and a unified equation.

Spatial Contraction equation -1

$$\sqrt{\left[\frac{(x^2)^2}{(y^2)^2} * \begin{bmatrix} q1 \\ q2 \\ q3 \\ q4 \end{bmatrix} \right]}$$

Spatial expansion + 1

$$\left[\frac{(x^2)^2}{(y^2)^2} * \begin{bmatrix} q1 \\ q2 \\ q3 \\ q4 \end{bmatrix} \right]^{2^{\text{nd}} \text{ power}}$$

Unified Spatial Contraction and Expansion Equation

$$\sqrt{\left[\sqrt{\frac{(x^2)^2}{(y^2)^2}} * \begin{bmatrix} q1 \\ q2 \\ q3 \\ q4 \end{bmatrix} + \frac{(x^2)^2}{(y^2)^2} * \begin{bmatrix} q1 \\ q2 \\ q3 \\ q4 \end{bmatrix} \right]^{2^{\text{nd}} \text{ power}}}$$

Barrys Sub-shelled-Subatomic Equations

I would now like to provide a example so that the reader can better visualize this concept. The following is assigned for spatial contraction.

$$X = 186,000$$

$$y = \{-1\}$$

$$q1 = 1/2 \text{ spin or } .5$$

I will now plug in the values for the variables.

Spatial Contraction

$$\{ \sqrt{(186,000 * 186,000) 2^{\text{nd}} \text{ power}} \} * .50$$

$$\sqrt{(-1 * -1) 2^{\text{nd}} \text{ power}}$$

$$\{ \sqrt{(34596000000) 2^{\text{nd}} \text{ power}} \} * .50$$

$$\frac{\sqrt{\{119688321600000000000000\}} * .50}{1}$$

$$\frac{34596000000 * .50}{1}$$

$$\sqrt{17298000000}$$

$$\text{Spatial Contraction} = 131521.861300698$$

I will now present some observations.

The double spatial contraction regarding negative spacing still resulted in a positive number and would show that protons can bind to our universe through choice via decay process and positive energy cannot be destroyed even if it double contracts as shown mathematically.

I would now like to provide another example so that the reader can better visualize this concept. The following is assigned for spatial Expansion.

$$X = 186,000$$

$$y = \{ 1 \}$$

$$q1 = 1/2 \text{ spin or } .5$$

$$\frac{(186,000 * 186000) 2^{\text{nd}} \text{ power} * .50}{(1 * 1) 2^{\text{nd}} \text{ power}}$$

$$\frac{(34596000000) 2^{\text{nd}} \text{ power} * .50}{1}$$

$$\{1196883216000000000000 * .50\} 2^{\text{nd}} \text{ power}$$

$$\{5984416080000000000000\} 2^{\text{nd}} \text{ power}$$

$$\text{Spatial expansion} = 5813235818562566400000000000000000000000$$

I will now present a observation. Spatial expansion for positive energy is so great that it cannot be completely binded to our universe ;therefore, it would choose another dimension.

The vast expanse of positive energy supports the theory that energy could not be created because it is already to vast as indicated by this huge number and in fact has to find alternative path via different dimension. The double expansion demonstrates the amount of positive energy through a double tunneling effect. I would like to name this the **Barry positive energy double tunneling effect**. Go ahead and have a chuckle no offense taken. I would like to also point out that I used the speed of light per second as a example in theory suppose there are unknown or unexplored Universes than positive energy would be exponentiation even more so a good theory that may provide a solution is positive energy is so great that a tunneling effect would have to be used to go into another dimension.

I will now combine both spatial expansion and contraction by adding both values.

Barrys Sub-shelled-Subatomic Equation = Spatial contraction + spatial expansion

Barrys Sub-shelled-Subatomic Equation = 131521.861300698 +
581323581856256640000000000000000000000000

Barrys Sub-shelled-Subatomic Equation =
58132358185625664000000000000000000131521.861300698

41 digits before the decimal point 9 after.

The theory that Energy is neither created nor destroyed through Intelligent Design has just been shown correct. The reason is Positive energy as shown is so great that even if it went through a double contraction the amount of expansion through a double tunneling effect would be too much for our Universe to handle so it could not be binded to our Universe completely only if it chooses to decay it uses a tunnel to pass through another dimension when energy is too much for our Universe to handle this is much like a metric path in Cisco routing same concept. As also validated Energy is not constant but is Dynamic and Asymmetrical. I must now address Erwin Schrodinger Time Independent equation and why it is incorrect in the next chapter.

Why Erwin Schrodinger's Time Independent Equation is incorrect

Chapter 3

This part deals with Erwin Schrodinger's Time Independent Equation and why it is incorrect. The Equation is flawed do to the following:

- 1). Sub-Atomic particles have been shown to go past the speed of light demonstrating Dynamic usage of Energy
- 2). Research has confirmed Sub-Atomic Particles use Multiple tunnels.
- 3). Erwin Schrodinger used a symmetrical equation that does not deal with Magnetic Field only Electric fields.
- 4). Energy Contracts and Expands showing Dynamic Energy that is Asymmetrical.

After completing research from Wikipedia, The Time Independent Equation is written where Energy is Equal to Hamiltonian which is equal to Kinetic Energy plus Potential Energy. The issue is on a sub-atomic level the amount of energy is not constant but Dynamic in nature. I will apply the equation in part two to show this idea.

I will apply the following variables for spatial- expansion please note the masses of the Electrons and protons where given on Wikipedia. I will round them off.

$$X \text{ 2}^{\text{nd}} \text{ power} = \text{Proton Mass} = 1.672 * 10^{-27} = 1.672$$

$$Z \text{ 2}^{\text{nd}} \text{ power} = \text{Electron Mass} = 9.109 * 10^{-31} = 9.109$$

$$y \text{ 2}^{\text{nd}} \text{ power} = \{1\} = \text{spatial Expansion}$$

$$q1 \text{ Spin} = .5$$

Before I plug in the variables, I could not use a spatial contraction Equation on a negative state because it will result in a positive flow of Energy remember two negatives multiplied by itself will result in a positive number also a argument can be made that because Electrons have a smaller mass than protons it may or may not be capable of sub-shelling a sub-atomic particle that will have to be shown in the near future but the main idea here is to show Sub-atomic particles use different levels of Energy and are Dynamic and Asymmetrical. Please note I kept the spin constant at .50 it could also be multiplied by the equation to the negative spin resulting in positive energy. Please note do to excessive leading zeroes negative powers I have to simplify the expression my computerized calculator is not capable.

$$\text{Spatial-Expansion} = \frac{\{ (x2\text{nd}) \text{ 2}^{\text{nd}} \text{ power} * q1 \} \text{ 2}^{\text{nd}} \text{ power}}{1}$$

I will now plug in the variables.

$$\{ \frac{(- 1.672 * -1.672) \text{ 2}^{\text{nd}} \text{ power}}{1} * .50 \} \text{ 2}^{\text{nd}} \text{ power}$$

$$\{ \frac{(- 1.672 * - 1.672) \text{ 2}^{\text{nd}} \text{ power}}{1} * .50 \} \text{ 2}^{\text{nd}} \text{ power}$$

$$\{ (2.795584) \text{ 2}^{\text{nd}} \text{ power} * .50 \} \text{ 2}^{\text{nd}} \text{ power}$$

$$\{ 7.815289901 * .50 \} \text{ 2}^{\text{nd}} \text{ power}$$

$$\{3.907644951\} 2^{\text{nd}} \text{ power}$$

$$*15.269689063 * (10^{-27}) 2^{\text{nd}} \text{ power} = \text{protons}$$

Please note to obtain the actual number you will have to multiply 10 negative 27th power a lot of leading zeroes which my computerized calculator could not perform. I will now perform the Electrons portion.

$$\{(-9.109 * -9.109) 2^{\text{nd}} \text{ power} * .50\} 2^{\text{nd}} \text{ power}$$

1

$$\{ (82.973881) 2^{\text{nd}} \text{ power} * .50\} 2^{\text{nd}} \text{ power}$$

1

$$\{6884.664928202 * .50\} 2^{\text{nd}} \text{ power}$$

$$\{3442.332464101\} 2^{\text{nd}} \text{ power}$$

$$*11849652.793403662 * (10^{-31}) 2^{\text{nd}} \text{ power} = \text{Electrons}$$

remember to multiply 10 negative 31st power

As you may notice the energy in a double tunnel resulted in different levels of Energy Anti-matter protons is $15.269689063 * (10^{-27}) 2^{\text{nd}} \text{ power}$ and matter is $11849652.793403662 * (10^{-31}) 2^{\text{nd}} \text{ power}$ Electrons quite a big difference so this shows Dynamic and Asymmetrical amounts of energy. Erwin Schrodinger symmetrical Equation has been shown incorrect on a sub-atomic scale Protons and Electrons.

This is similar to a table if one leg of the table is broken it cannot stand it collapses. The Equation showing Energy is Time Independent has collapsed. The amounts of Energy are different as shown and the Hamiltonian variable cannot stand on a sub-atomic scale.. The equation Energy equals Hamiltonian would have two variables Protons and Electrons occupying the same space or variable ;therefore, it is null and voided. I will now present a practical application in the next chapter.

Chapter 4

Practical Application

I will now present a practical application that can be implemented the 1st part is creating a table based on chapter 1 color and bit scheme.

Light-Color-Spectrum-table

Variable	Color	bit strength
a	Violent	1024
b	Blue	2048
c	Green	3072
d	Yellow	4096
e	Orange	6144
f	Red	8192

The next step is to create a pseudo program.

{

Load Light-Color-Spectrum-table

```
*****  
**                                                                 **  
**          Select " Violent"                                     **  
**                                                                 **  
**          Select " Blue"                                       **  
**                                                                 **  
**          Select " Green"                                       **  
**                                                                 **  
**          Select " Yellow"                                       **  
**                                                                 **  
**          Select " Orange"                                       **  
**                                                                 **  
**          Select " Red"                                         **  
**                                                                 **  
*****
```

```
if color spectrum = " Violent"  
goto spatial-contraction  
  else if  
    color spectrum = " Blue"  
    goto spatial-contraction  
  else if  
    color spectrum = " Green"  
    goto spatial-contraction  
  else if  
    color spectrum = " Yellow"  
    goto spatial-expansion  
  else if  
    color spectrum = " Orange"  
    goto spatial-expansion  
  else if  
    color spectrum = " Red"  
    goto spatial-expansion  
  else if  
    exit}
```

spatial-contraction

variable

a=1024
b=2048
c=3072

perform spatial-contraction

Set y2 = -1

Select "a"

a = x2

Select "b"

b=x2

Select "c"

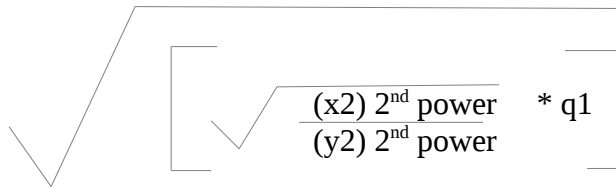
c=x2

q1 = 100 mbs

*rem the variable is chosen through a choice and is substituted

* as x2

* y2 =1



Spatial-contraction = w
goto exit

spatial-expansion

variable

d=4096

e=6144

f=8192

perform spatial-expansion

Set y2=1

Select "d"

a = x2

Select "e"

b=x2

Select "f"

c=x2

q1 = 100 mbs

*rem the variable is chosen through a choice and is substituted

* as x2

* y2 =1

$$\frac{(x2)^2}{(y2)^2} * \begin{matrix} q1 \\ q2 \\ q3 \\ q4 \end{matrix} 2^{\text{nd}} \text{ power}$$

Spatial-expansion = v

goto exit

Exit

This program is not overly complicated it basically loads a table, test logic, and sets variable than it ask what color spectrum-choice than it goes to the module either spatial expansion or contraction next it asks specifically what color within the module to process the bits.

The variables if you will notice are set in the program and should be easy to follow. I will now present my final thoughts in the next chapter.

Chapter 5

Final Thoughts

Final Thoughts

This project had some unusual concepts and ideas because as defined in Wikipedia a 18 sided polygon is in a higher dimension so with that being said the question is how can a higher dimension polygon be used to create a working theory and create a practical application.

The best place to start is to summarize what was intended.

- 1). Take a higher dimension polygon and create prisms within itself while harnessing the light energy and applying Mathematical equations and Computer Sciences to show a theory and at the same time create a solution to communications that maybe achieved in the near future.
- 2). The physics portion of this work basically demonstrated anti-matter energy and explained how this energy is utilized through Intelligent paths via Double tunneling effect thus shows energy and how vast it is and why it could not be created or destroyed.
- 3). Wikipedia explains that positrons(positive + charge) are a anti-particle anti-matter thus a inverse relation is established left to right right to left much like the brain and it's information processing.
- 4). A positive charge is a anti-particle that has a greater mass than electrons and thus is capable of sub-shelling a sub-atomic particle creating energy that is hard to fully comprehend space is contracted and yet generates more energy than can fully be understood this would support a dimensional space with a tunneling effect that cannot be detected but it is present.

- 5). The Mathematical equations demonstrate the vastness of this positive energy.
- 6). Advancements in Communications, Medical devices maybe achieved through a double tunneling effect and learning to harness this energy.
- 7). Erwin Schrodinger's equation has been shown incorrect on a sub-atomic scale showing different amounts of energy.

This concludes my presentation of Barrys Octadecagon Network Topology Design Thank you for taking time out and reading this. If you enjoyed this presentation, other topics of this nature can be located at www.PublishResearch.com .

08/18/2014

Barry L. Crouse Ph.d Computer Information systems

E-mail barry.crouse@yandex.com

Instant E-mail barry.crouse1@aim.com